

Mono-alphabetic Poly-semanticism for High Resolution Radar Signal Design

Mohd. Moazzam Moinuddin¹, Mallikarjuna Reddy. Y.², Pasha. I. A.³, Lal
Kishore. K⁴.

¹ Professor, Dept. of ECE, Noor College of Engineering & Technology,
Shadnagar, Mahboobnagar (dt.), A.P, India, moazzamvif@yahoo.co.in.

² Professor, Dept, of ECE, Vasireddy Venkatadri Institute of Technology
Nambur, Guntur(dt.), AP, India, yennapusa@yahoo.com.

³ Professor, Padmasri Dr.B.V.Raju Institute of Technology, Narsapur,
Medak(dt.), AP, India, pasha_ia@yahoo.com.

⁴ Professor, Dept. of ECE , J.N.T.University, Hyderabad, AP, India,
lalkishorek@yahoo.com.

Abstract

Superiority of poly-alphabetic sequences (PAS) for pulse compression radar over the binary and ternary sequences was established earlier. However, the enlarged alphabets in poly-alphabetic sequences deteriorate the noise and Doppler robustness at higher lengths in high resolution radar (HRR) systems. In this paper, poly-semantic sequences (PSS) with restricted alphabet $\{+1,-1\}$ are considered and their performance is analyzed in order to achieve superior detection performance for high resolution radar system in presence of high density additive noise and Doppler shift. The poly-semantic sequences are optimized by employing modified Hamming scan algorithm called Hamming backtrack algorithm (HBT) by taking figure of merit as the measure of goodness. The detection capability of poly-semantic sequences is further improved through coincidence detection of the return signal. The simulation results show that the proposed sequences give improved robustness of noise and Doppler shift for HRR target detection compared to conventional pulse compression sequences.

Keywords: *Hamming backtrack algorithm, high resolution radar, poly-semantic sequences, target detection.*

1. Introduction

In high resolution radar (HRR) systems, there is a need to employ sequences of larger lengths to achieve high pulse compression ratios [1], [2]. The Optimal binary codes (OBC) including Barker code (B13) and Golay codes [3] provide significant advantages in terms of detection and sidelobe suppression [4], but these codes are available at lower lengths less than 60. Earlier the generation of optimal sequences at higher length up to 5000 is developed for poly-alphabetic and bi-alphabetic sequences [5]-[7]. In poly-alphabetic radar [5] what is transmitted is a specially designed binary sequence so that there is no change in the transmission technology. On reception, it is decoded before further processing. This is a change in the current practice, the resistance to which has weakened, as decoding before further processing is also required by neural network processing [8]-[10] of radar return signal for additional advantage. After decoding, the return signal is subjected to multiple

interpretations. Here, a binary sequence is transmitted, but through poly-gram reading, it can also be interpreted as quaternary and octal sequences. Thus, it is as if one sequence is physically transmitted, but three sequences are notionally transmitted and received. They can therefore be processed separately at the receiver to set up coincidence detection. In poly-alphabetic sequence design a bigram viewed as a quaternary element or a trigram viewed as an octal element is some what of a constrained concept. The Quaternary and octal elements as independent entities would have 3 and 7 first order Hamming neighbors, but bigrams and trigrams on the substratum of binary monograms, which undergo Hamming scan have only two and three first order Hamming neighbors. Thus, the higher order poly-gram interpretations have a disadvantage in Hamming scan. Also, the enlarged alphabets deteriorate the noise and Doppler robustness at higher lengths in poly-alphabetic sequence [6].

In order to overcome these drawbacks and to restrict the enlarged alphabets of poly-alphabetic sequence to binary, the poly-semantic sequences are proposed [11]. These sequences are mono-alphabetic nature of poly-alphabetic sequences. The work presented in [11] did not discuss about noise rejection ability of these sequences for detection a target in noise environment conditions. The work presented in this paper is an attempt to evaluate the detection ability of mono-alphabetic poly-semantic sequences for the application to high resolution radar in presence of high dense noise and Doppler frequency. In this paper, the detection performance of the detected signal in presence of additive noise and Doppler shift is evaluated in terms of figure of merit.

The figure of merit is defined [12] as,

$$F^{(m)} = \frac{C^{(m)}(0) - \max_{k \neq 0} [C^{(m)}(k)]}{C^{(m)}(0)} \quad (1)$$

Here ‘m’ represents the number of bit errors obtained in the sequence. Thus, the figure of merit in (1) is defined in the context, when known number decoding errors are present in the detected signal. It is assume that distortion due to propagation delay is ignored. Also, the additive noise is independent with transmitted signal. But, in real time situation, the received signal is corrupted by random noise with unknown noise strength. If the additive noise exceeds the threshold level (at the detector), the received sequence is not true replica of transmitted signal. The resulting signal at the output of the detector will undergo any number of bit errors. Then the optimal waveform design problem is solved by redefining the measure of performance in (1) by taking into the effect of additive random noise at given signal to noise ratio (η) as discussed in Sec. II.

2. Design algorithm and associated concepts

The concept of mono-alphabetic poly-semanticism [11] is similar to adaptation of the self-cooperative sequences. A binary sequence S with good autocorrelation properties is designed. It is doubled in length by interleaving another binary sequence T_1 whose elements are so chosen that enlarged sequence is good. Yet another sequence T_2 is interleaved to triple the length and the elements of former are so chosen that the new enlarged T_3 sequence has good autocorrelation.

$$\text{Let, } S = [S_0, S_1, S_2, \dots, S_{N-1}] \quad (2)$$

be a transmitted signal of length N,

$$R = [R_0, R_1, R_2, \dots, R_{N-1}] \quad (3)$$

is received signal. Here, $R = S + W$; where W is the additive noise signal at given η .

Now, (1) is redefined as

$$F_{\eta} = \frac{\overline{C_{\eta}(0)} - \max_{k \neq 0} [\overline{C_{\eta}(k)}]}{\overline{C_{\eta}(0)}} \quad (4)$$

where, F_{η} is the figures of merit at given η .

The cross correlation between S & R at given η is

$$c_{\eta}(k) = \sum_{i=0}^{N-1-k} s_i r_{i+k}, \quad k = 0, 1, 2, \dots, N-1 \quad (5)$$

$$\text{Also, } F_{\eta} = 1 - \frac{\max_{k \neq 0} [\overline{C_{\eta}(k)}]}{\overline{C_{\eta}(0)}} \quad \text{or} \quad F_{\eta} = 1 - \frac{1}{D_{\eta}} \quad (6)$$

$$\text{Where, } D_{\eta} = \frac{\overline{C_{\eta}(0)}}{\max_{k \neq 0} [\overline{C_{\eta}(k)}]} \quad (7)$$

is the discrimination at given η .

The over head bars in (4) & (6) denote the averaging over the ensemble of R. The work presented in this paper considers the ensemble of R with 100 runs of additive noise signals in order to obtain more accurate performance. Here, F_{η} is a monotone function of D_{η} as in (6).

When D_{η} goes to infinity, F_{η} becomes unity. The range of F_{η} is from 0 to 1, making F_{η} a non-euphuistic measure.

In the detection process by employing coincidence detection, the return signal R is triply processed to exploit the goodness at three different stages of construction. The criterion of goodness, which is used for design, takes into account the interaction of the three interleaved sequences T_1 , T_2 , and T_3 .

2.1. Hamming backtrack algorithm for PSS

To optimize the performance of goodness, the poly-semantic sequences should undergo Hamming scan [5] by considering figure of merit as desideratum. The Hamming scan algorithm may not perform recursive search among all these Hamming neighbors and results in suboptimal solution to the signal design problem. When poly-semantic Hamming scan yields no sequence with a figure of merit better than the previous sequence, the backtracking Hamming scan algorithm can be employed to improve further the objective function of the resulting sequence. It considers a prescribed number n called span of the best Hamming neighbors (though they are all inferior to starting sequence) and improves them separately by repeated recursive Hamming scan, say c times (called climb). If some sequences superior to the starting poly-semantic sequence results, the best among them is selected. A span of 6 and a climb of 2 is used in the proposed algorithm. If the Hamming backtracking succeeds in improving the value of figure of merit, the search can resume by further application of poly-semantic Hamming scan.

2.2. Phase reversal effect due to Doppler shift

Another advantage of poly-semantic sequence arises because of its bi-phase mono-alphabetic nature. The bit error due to Doppler frequency occurs when the phase shift of the pulse exceeds $\pm\pi/2$ unlike the poly phase sequence which results into a bit error when phase shift exceeds $\pm\pi/M$, where M indicates the number of phase levels in the sequence. Figure 1(a) shows the range of phase shift without bit errors for bi-phase sequences ($M=2$) and Figure 1(b) for poly-phase sequences with $M = 4$.

In noise free environments, the phase shift added due to Doppler to the sub-pulses is monotonic function as required for goodness of measure. In poly-semantic sequences of length N , the maximum phase shift allowed on each sub-pulse of duration $\tau = T/N$ sec without bit errors is less than $\pm\pi/2N$. Where as in poly-phase sequences the maximum allowable phase shift is less than $\pm\pi/MN$ without bit errors. Therefore the poly-semantic sequences have $M/2$ times more Doppler tolerance when compared to poly phase sequences.

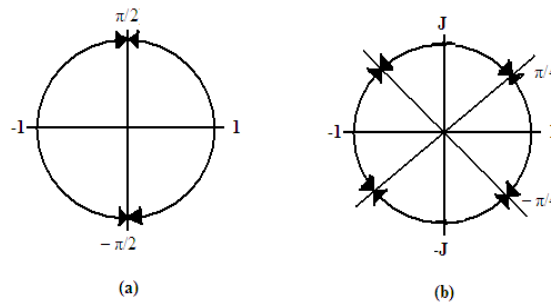


Figure 1. Range of phase shift without bit errors (a) for bi-phase sequences ($M=2$) (b) poly-phase sequences with $M = 4$.

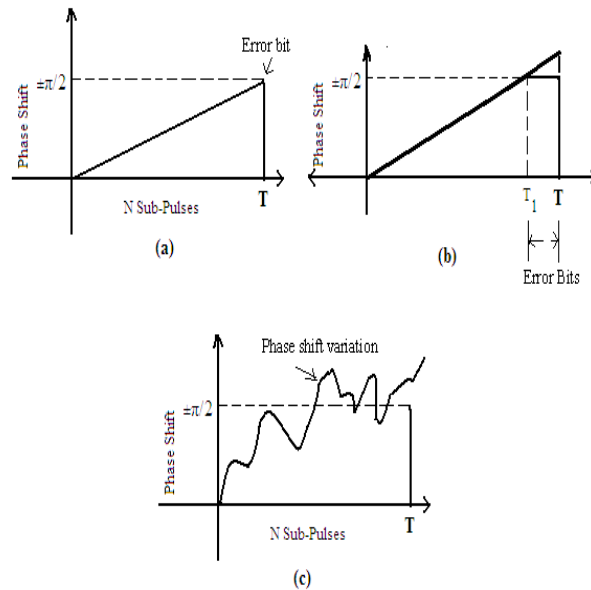


Figure 2. Doppler phase shift on received bi-phase sequences (a) when phase shift is equal to $\pm\pi/2$ (b) when phase shift is greater than $\pm\pi/2$ (c) when additive noise is added along with Doppler phase shift.

In poly-semantic sequences, when the phase shift is equal to $\pm\pi/2$, the last sub-pulse in the sequence takes phase reversal. So the last bit produces an error as shown in Figure 2 (a). When the phase shift exceeds $\pm\pi/2$, the bits within the period T_l & T (where, $T_l < T$) in Figure 2(b) results into an error.

3. Poly-semantic radar signal processor

The generation of poly-semantic sequences is completed in two steps: first one using restricted (selective) Hamming backtracking scan for interspersed binary sequences and the second, using a complete Hamming backtracking scan with an appropriate joint objective function, which takes into the account of correlation properties between the received sequence R and predefined interleaved sequences in the process of signal design. The block schematic diagram of poly-semantic radar signal processor at the transmitter is shown in Figure 3.

3.1. First step in the signal design

Consider, optimal binary codes or randomly generated binary codes of length N, given by

$$S_1=A=[a_j] \tag{8}$$

$$B=[b_j] \tag{9}$$

and $C=[c_j] \tag{10}$

Where, $j = 0, 1, 2, 3, \dots, N-1$.

The elements of these sequences are drawn from alphabet $\{-1, +1\}$.

The sequence S_1 is mutated *viz.* $+ \rightarrow -$, $- \rightarrow +$ using Hamming backtracking scan algorithm to get optimum figure of merit. The sequences S_2 of length $2N$ and S_3 of length $3N$ are generated by interleaving the elements of S_1 & B and S_2 & C respectively as shown in Figure 3(a). Therefore

$$S_2=[a_j b_j] \tag{11}$$

and $S_3=[a_j b_j c_j] \tag{12}$

Where, $j= 0, 1, 2, 3, \dots, N-1$.

A selective Hamming backtracking scan algorithm [10] is applied on the sequences S_2 and S_3 , so that the figure of merit of the output sequence is optimized. This algorithm performs mutations only on the embedded elements, *i.e.*, $b_0, b_1, b_2, b_3 \dots$ of the sequence S_2 , and $c_0, c_1, c_2, c_3 \dots$ of the sequence S_3 , without disturbing the other elements.

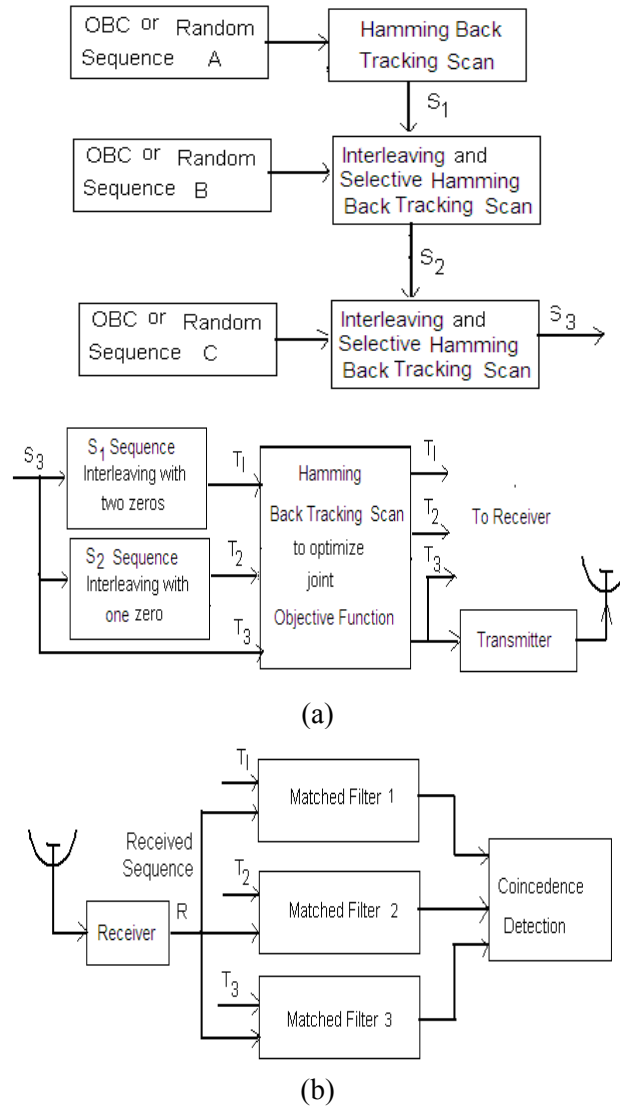


Figure 3. Block schematic diagram of poly-semantic radar signal processor (a) Transmitter (b) Receiver.

3.2. Second step in the signal design

The sequence S_3 is interspersed by binary sequences S_1 and S_2 . It is equivalent to three sequences with good autocorrelation properties being transmitted in the form of S_3 . On reception, the received waveform is decoded into binary sequence (R) and the cross correlation is computed in discrete mode. The decoded sequence R is cross correlated in the receiver with three pre designed sequences, given by

$$T_1 = [a_0, 0, 0, a_1, 0, 0, a_2, 0, 0 \dots a_{N-1}, 0, 0] \quad (13)$$

$$T_2 = [a_0, b_0, 0, a_1, b_1, 0, a_2, b_2, 0 \dots a_{N-1}, b_{N-1}, 0] \quad (14)$$

$$T_3 = [a_0, b_0, c_0, a_1, b_1, c_1, a_2, \dots a_{N-1}, b_{N-1}, c_{N-1}] \quad (15)$$

The Hamming scan algorithm is applied on T_1 , T_2 , and T_3 for optimizing the joint figure of merit $F = (F_1 + F_2 + F_3) / 3$. Here, F_1 , F_2 , and F_3 are obtained by cross correlation of the sequences S_3 & T_1 , S_3 & T_2 , and S_3 & T_3 respectively. The good figure of merit properties of

these three interpretations are jointly used through coincidence detection for the detection of target. The binary sequence $S_3(T_3)$ is transmitted as a waveform.

The signal processing system at the receiver is shown in Figure 3(b). On reception, the received waveform which is perturbed by Gaussian noise and / or Doppler shift is decoded into binary sequence (R). The received binary sequence R is cross correlated with three embedded sequences T_1 , T_2 , and T_3 (or S_3) in three channels separately. The three cross correlation peaks in three channels coincide, which simultaneously indicates the presence of the target (see Figure 8). It can also be observed that the time sidelobes in three channels do not align. This in turn reduces the degree of false alarm because of time sidelobes in the return signal.

4. Improved figure of merit of PSS at larger lengths

The figure of merit of any sequence deteriorates as the noise strength increases and has individual performance deterioration pattern. That is the rate of deterioration can also vary from sequence to sequence. Thus, a sequence with superior performance at low noise levels could have a faster rate of deterioration than another sequence which has inferior performance at low noise levels compare with slower rate of deterioration. Under such situations, the ranking of sequences may be different at different noise levels [12], [13]. This situation becomes worse when the Doppler shift is also added to the return signal in addition to noise. But, for poly-semantic sequences the rate of deterioration in figure of merit remains uniform with respect to increase in noise and Doppler shift. The figure of merit of the poly-semantic sequence depends on the Hamming neighborhood of the transmitted signal so that the received signal is allowed to be anywhere in that neighborhood. Since the poly-semantic sequences are optimized with HBT algorithm, at higher sequence lengths (as the size of the neighborhood increases), it is possible to achieve better noise and Doppler performance in terms of figures of merit. Figure 4 shows Discrimination and figure of merit and Figure 5 shows signal to sidelobe ratio. Table 1. gives the figures of merit of poly-semantic sequences of length, $N=39$ to 6000. These results provide an evidence that the figure of merit is high at larger lengths and becomes stable as length increases.

Table 1.
 Figure of merit and discrimination for poly-semantic sequences

length	d1	d2	d3	d	Fm1	Fm2	Fm3	Fm
39	1.85	4.33	7.8	13.99	.461	0.769	0.871	0.701
75	2.083	4.54	9.37	16.00	0.52	0.78	0.893	0.731
150	3.125	4.76	11.53	19.42	0.68	0.79	0.913	0.771
180	3.157	5.21	12.0	20.37	0.683	0.808	0.916	0.794
270	4.28	7.2	14.21	25.69	0.766	0.861	0.929	0.852
300	4.166	9.09	15	28.25	0.76	0.89	0.93	0.861
360	5	8.57	15	28.571	0.8	0.883	0.933	0.872
450	5	9.37	16.07	30.446	0.8	0.893	0.937	0.877
600	6.06	8.510	17.64	32.218	0.835	0.882	0.943	0.886

750	5.81	10.63	17.85	34.309	0.828	0.906	0.944	0.892
1050	6.03	10.76	20.19	36.996	0.834	0.907	0.950	0.897
1500	7.81	10.63	22.05	40.51	0.872	0.906	0.954	0.910
2100	9.58	11.86	25	46.453	0.895	0.915	0.96	0.924
2400	9.63	14.03	26.08	49.761	0.896	0.928	0.961	0.928
2700	10	12.85	24.77	47.628	0.9	0.9222	0.959	0.927
3000	10	17.39	27.02	54.418	0.9	0.942	0.963	0.935
3300	10.57	19.82	30.55	60.952	0.905	0.949	0.967	0.940
3900	11.50	14.94	28.26	54.708	0.913	0.933	0.964	0.936
4500	10.56	20.27	32.84	63.68	0.905	0.950	0.969	0.941
5100	12.5	20.35	32.48	65.343	0.92	0.950	0.969	0.946
6000	13.60	23.39	35.71	72.712	0.926	0.957	0.972	0.951

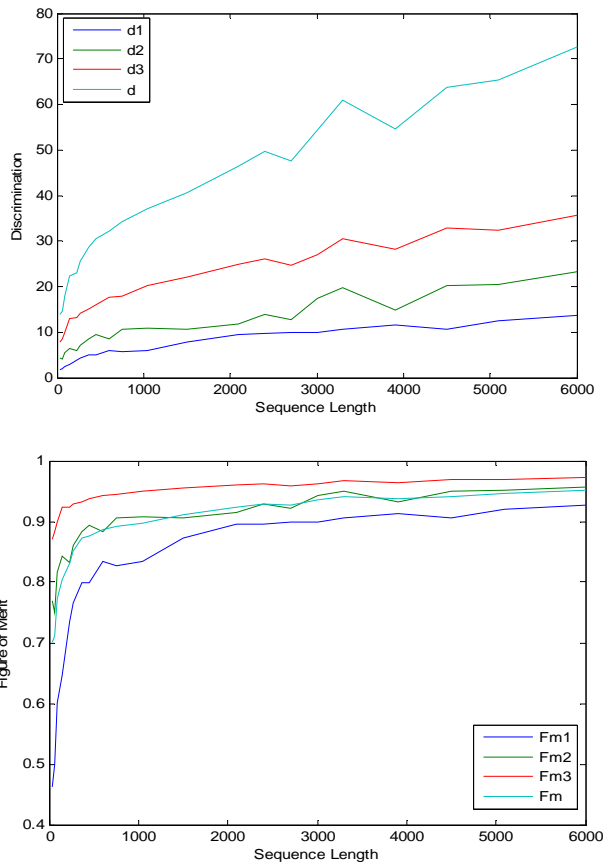


Figure 4. Discrimination and figure of merit

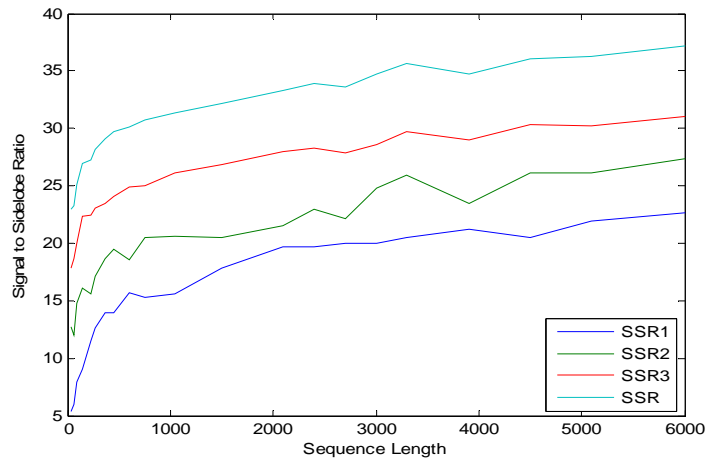


Figure 5. Signal to sidelobe ratio

5. Simulation results and performance evaluation

5.1. Noise robustness

When the PSS is perturbed by additive noise of different strengths, the noise effect on figures of merit at different sequence lengths is shown in Figure 6. The noise performance is examined for different values of η ranging between 10 dB to -10 dB. The noise performance results clearly show that the PSS exhibits high noise robustness at the higher sequence lengths.

5.2. Doppler tolerance

As explained in Sec. II, when the target has a constant motion, a linear phase shift given by $d\phi = \sigma\pi / N$, $0 < \sigma \leq 1$ proportional to target velocity will be added on to the received decoded sequence. The performance of poly-semantic sequences in terms of figure of merit without additive noise is shown in the Figure 7 at different Doppler phase shifts (ϕ_d) in the interval of $[0.4\pi/N, 0.8\pi/N]$ per sub-pulse. It is observed from the figure that as Doppler shift increases above $0.5\pi/N$, the performance of figure of merit deteriorates.

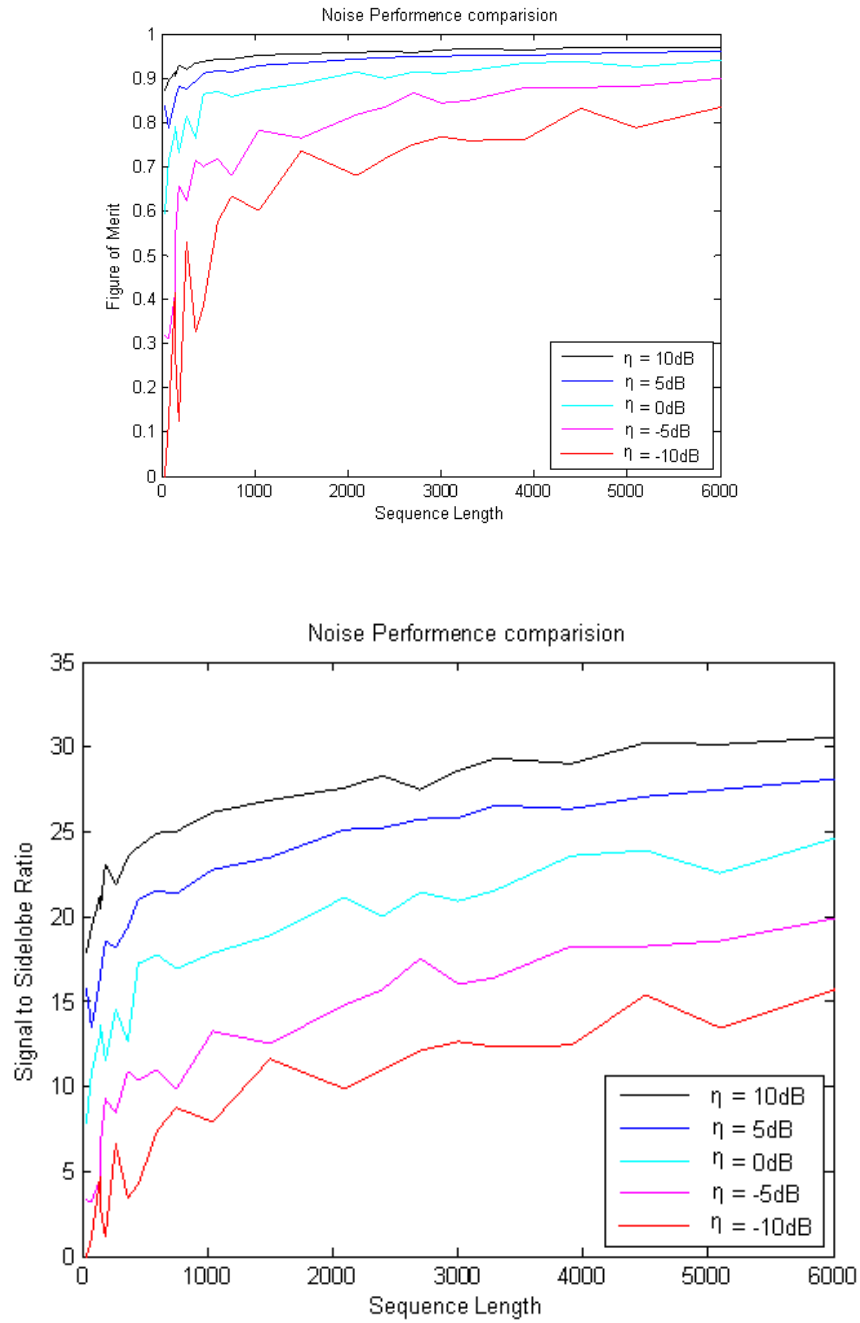


Figure 6. Noise performance of poly-semantic sequences

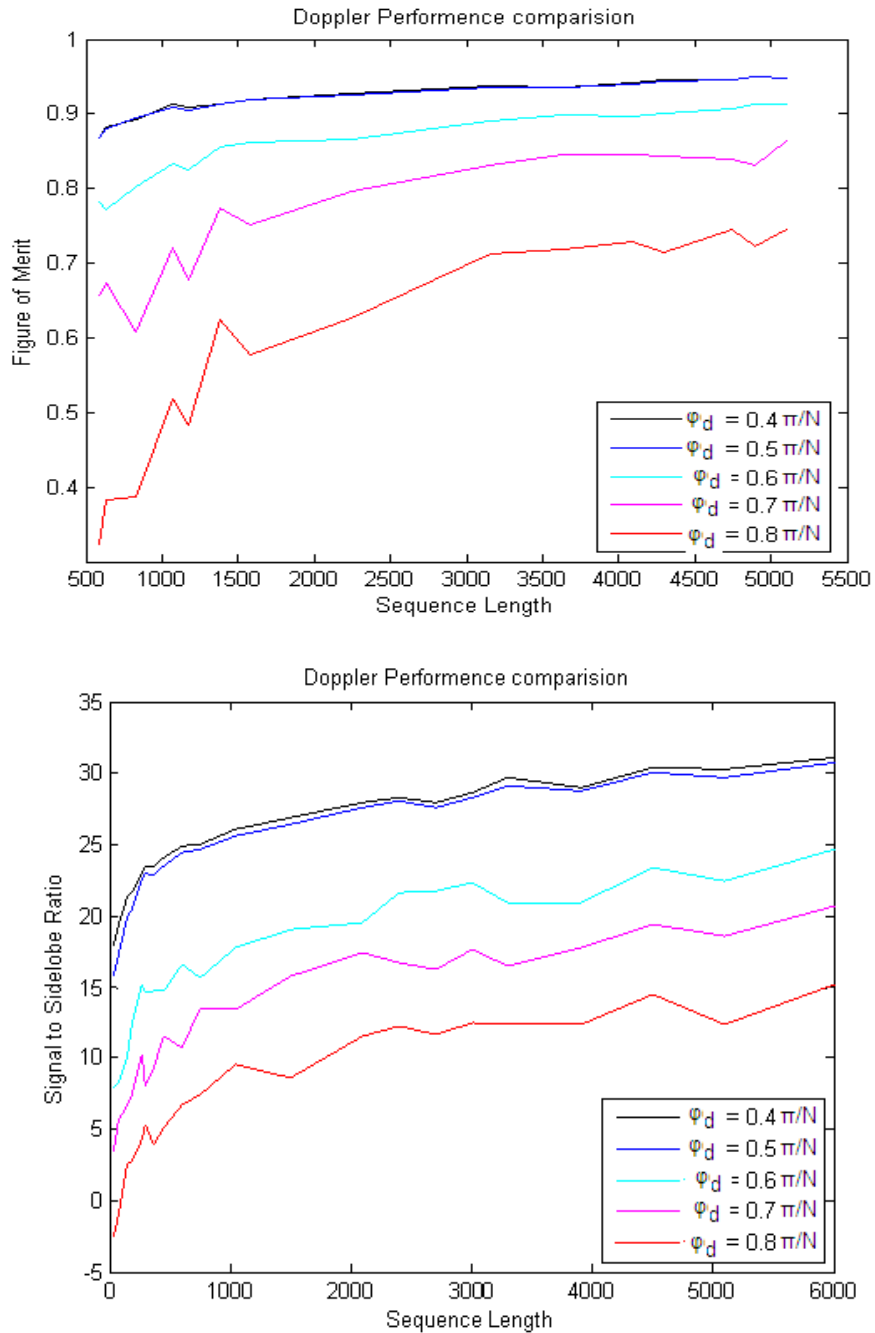


Figure 7. Doppler performance of poly-semantic sequences

When Doppler phase shift increases to $0.8\pi/N$, the figure of merit falls below 0.3 (see Figure 7). Thus the information due to target will be masked and it is not possible to identify the target. The proposed sequences have Doppler tolerance up to $0.7\pi/N$ with corresponding figure of merit of 0.3.

5.3. Combined effect of noise and Doppler shift

When the signal encounters the joint effect of additive noise and Doppler shift due to a moving target, the phase shift variation in the received signal becomes non-monotonic function as shown in Figure 2(c). In such a case some of the sub-pulses (randomly) in the sequences may have phase shift more than $0.5\pi/N$. At threshold detection these sub-pulses undergo phase reversal. The performance of figure of merit decreases with the increase of such erroneous bits in the decoded sequence. This results into deterioration in the performance of PSS detection. Figure 8 gives the figure of merit of PSS sequences at different lengths $N=0$ to 6000 at $\eta = -5$ dB and varying Doppler shift in the interval $[0.4\pi/N, 0.8\pi/N]$.

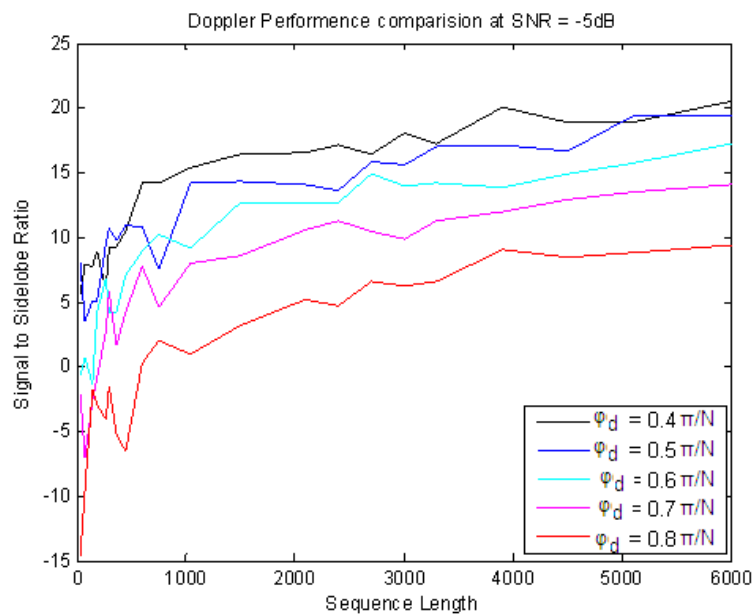
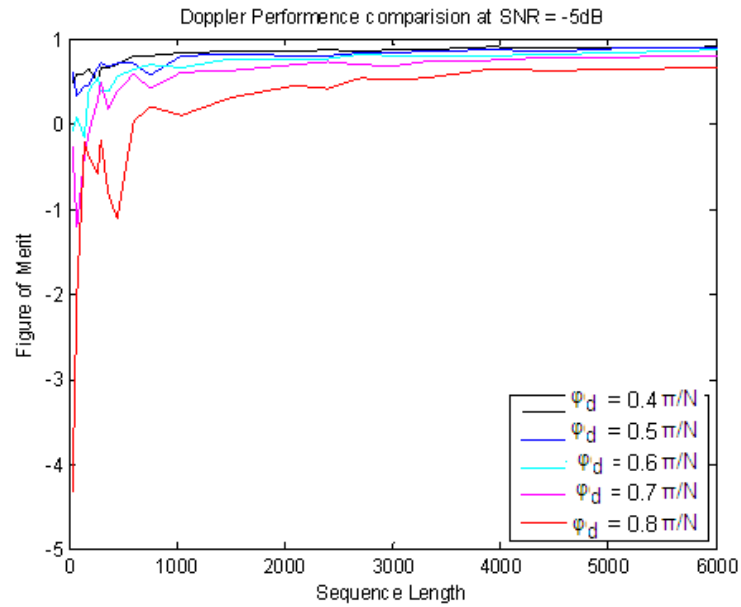


Figure 8. Noise and Doppler performance of poly-semantic sequences at different Doppler phase shifts (φ_d) and fixed η of -5 dB.

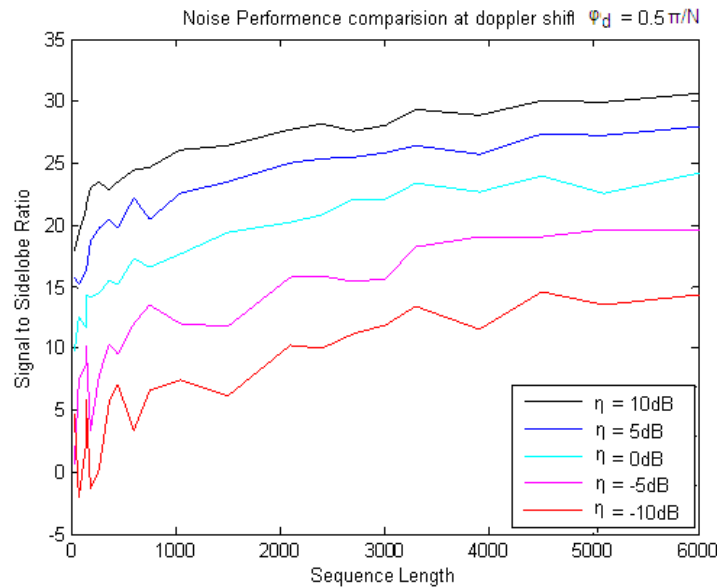
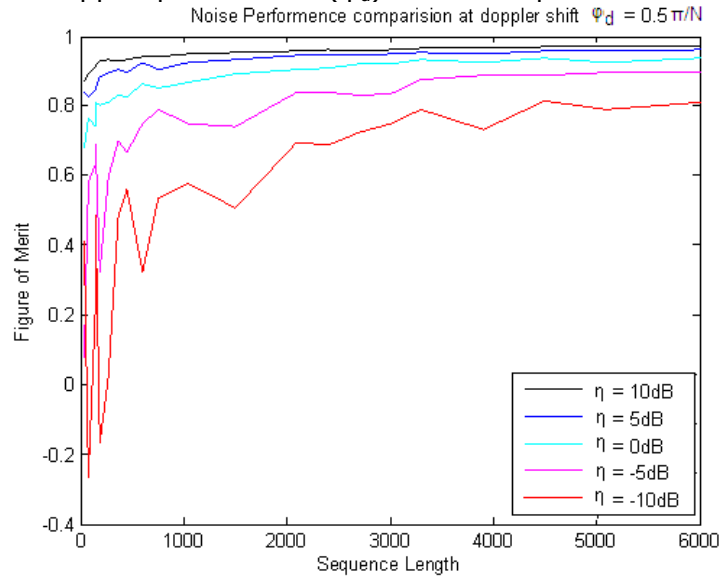
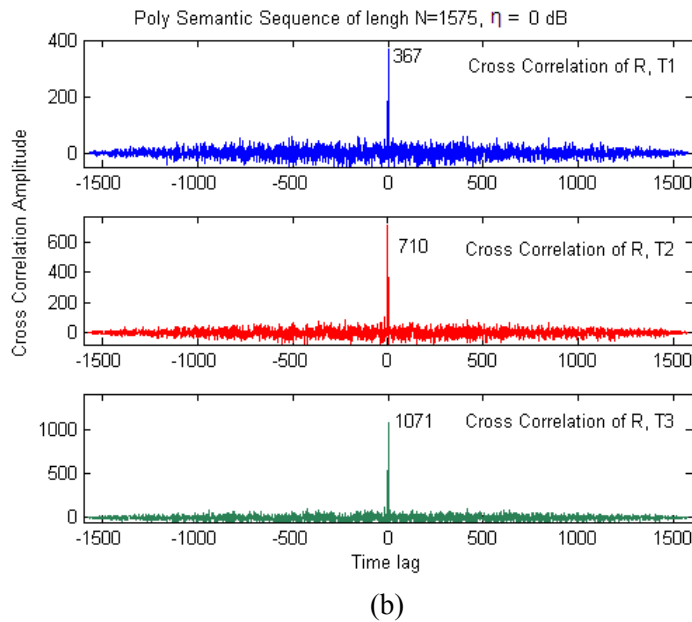
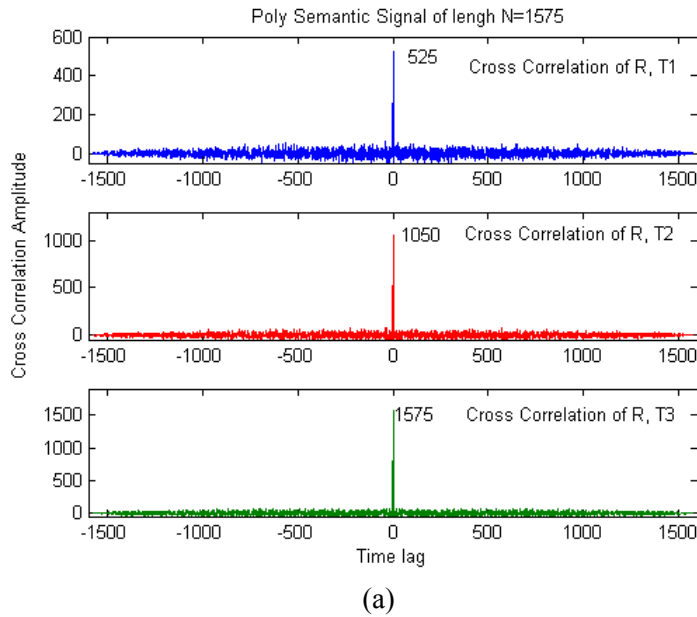


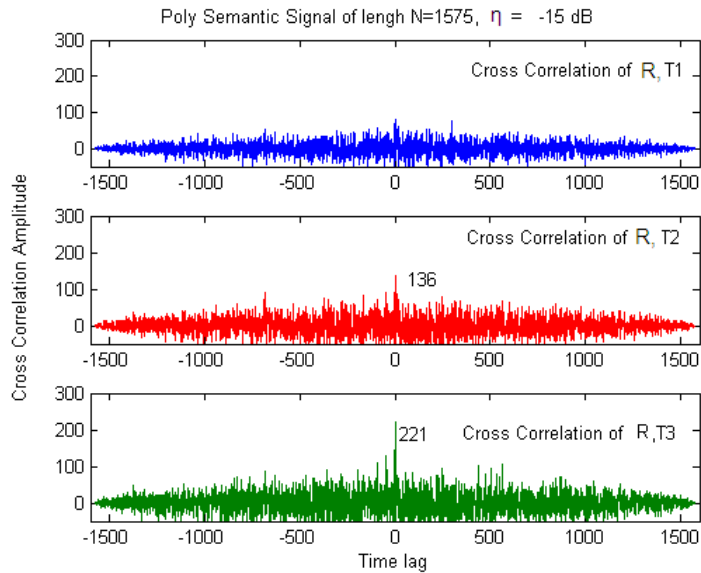
Figure 9. Noise and Doppler performance of poly semantic sequences at different noise levels of η and fixed Doppler phase shift of $0.5\pi/N$.

Also, Figure 9 shows at fixed Doppler shift of $0.5\pi/N$ and varying η . It is observed that the sequences exhibits more Doppler tolerance at higher length when compared to lower length since the phase variation per bit is small at higher lengths.

5.4. Detection performance

Let us consider a K_a -band 30 GHz radar, transmitting a poly-semantic sequence of length $N=1575$ with pulse interval of $36.25 \mu s$. The sub-pulse time interval τ is 50 ns (signal bandwidth is 20 MHz and range resolution is 7.5 m). At the receiver, the resultant waveform is multiply interpreted for coincidence detection is shown in Figure 10(a). When η decreases below 0 dB, the rate at which figure of merit deteriorates increases. It is observed from Figure 10(c), when $\eta = -15$ dB, the main lobe peak at zero lag in the first display is completely masked due to high dense noise.



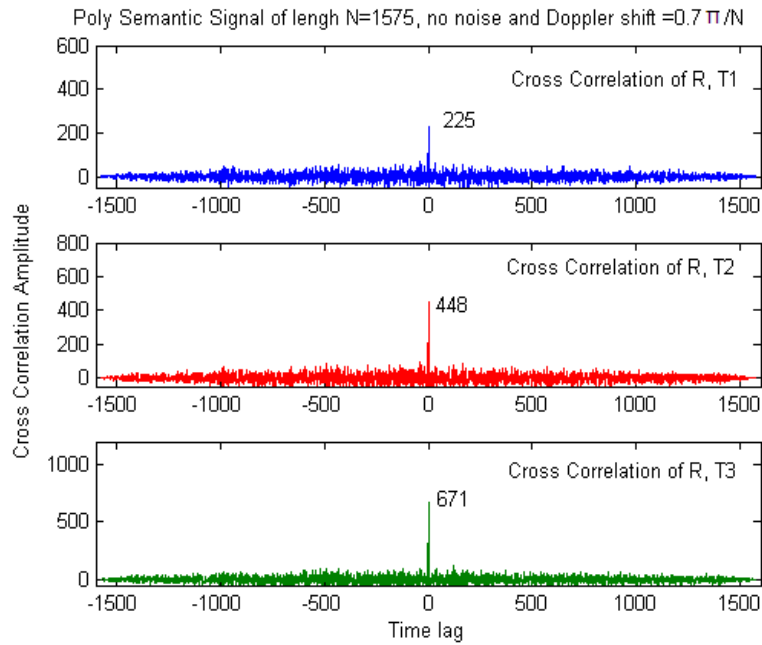


(c)

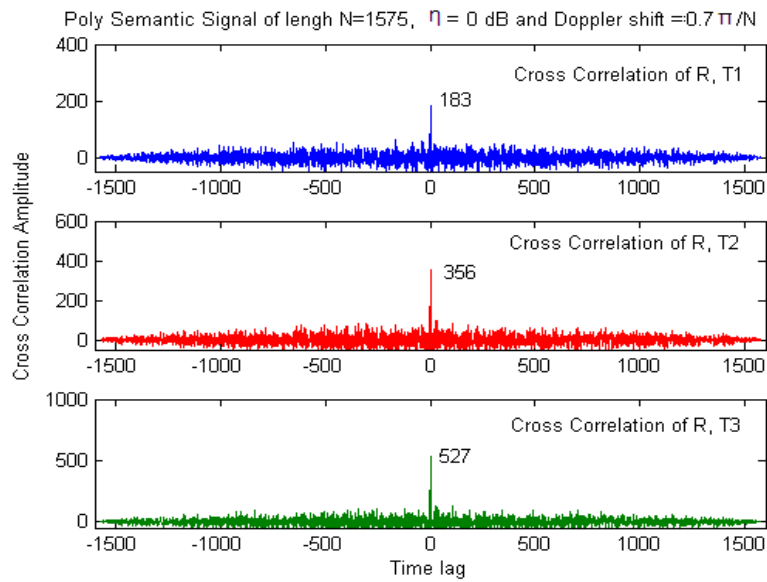
Figure 10. Coincidence detection of the poly-semantic sequence at length $N=1575$ (a) when no noise (b) $\eta = 0$ dB and (c) $\eta = -15$ dB

It is still possible to detect the target from the coincidence peaks of second and third display channels. The joint coincidence of autocorrelation peaks simultaneously in different channels indicates the presence of target. It is also interesting to observe that the surrounding side lobes will not align or synchronize in three channels. This eliminates the possibility of false target detection due to time side lobes. The figures of merits values corresponding to three detection stages in Figure 10(b) are 0.0685, 0.2973 and 0.5314 respectively. When η exceeds -15dB, the target detection becomes critical.

For Doppler performance, consider the sequences of $N=1575$. When both noise and Doppler effects are present, the coincidence detection is shown in Figure 11 by considering different condition on Doppler frequency and noise strength. It is observed that when the Doppler shift is greater than $\eta = -15$ dB, Doppler shift $0.7\pi/N$ the target detection becomes difficult. The figures of merit for displays are 0.1013, 0.3908, and 0.3166 respectively.



(a)



(b)

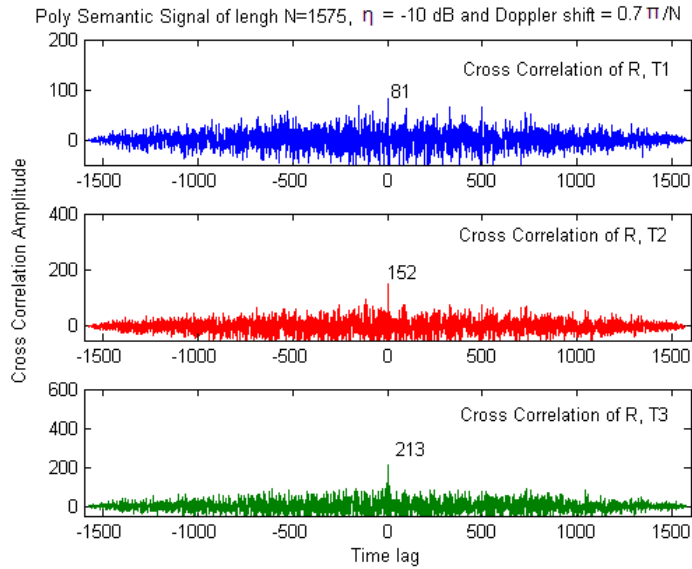
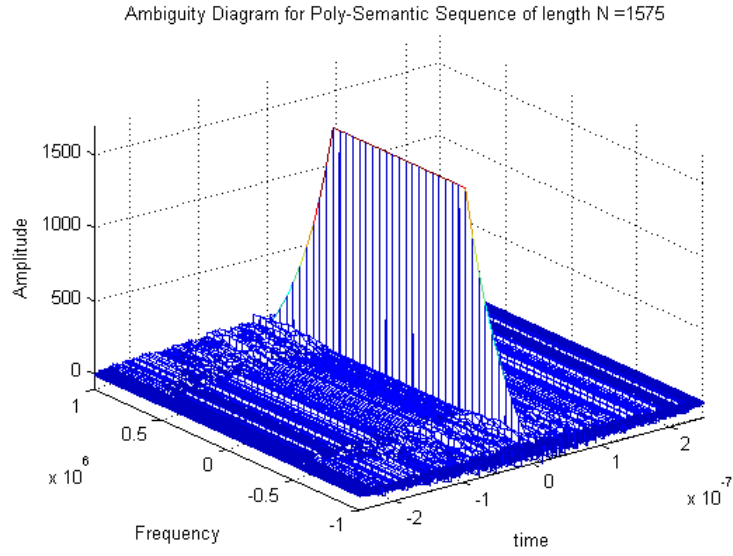


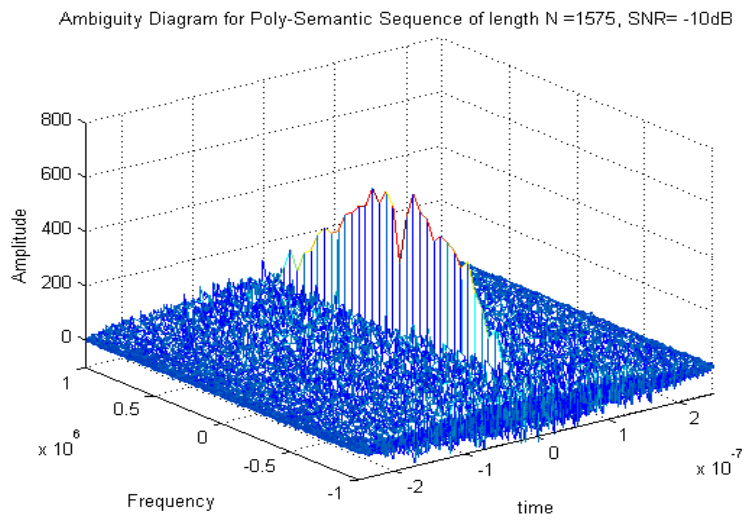
Figure 11. Coincidence detection of the poly-semantic sequence at length $N=1575$ (a) when no noise, Doppler shift $0.7\pi/N$, (b) $\eta = 0$ dB, Doppler shift $0.7\pi/N$ and (c) $\eta = -10$ dB, Doppler shift $0.7\pi/N$

5.5. Ambiguity diagrams

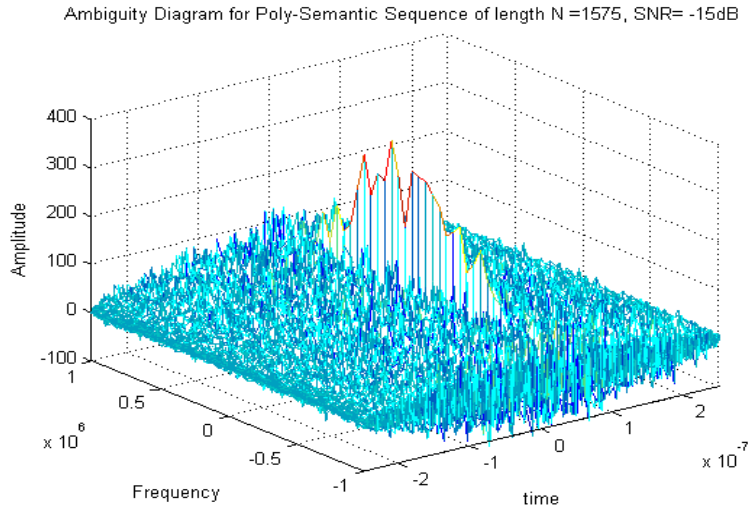
Consider the following signal model for obtaining ambiguity diagrams [14], [15]. A Ka-band 30 GHz radar transmitting a Barker (B13) coded waveform with pulse interval of 650 ns and sub-pulse time interval ' τ ' of 50 ns (range resolution of 7.5m). The Doppler frequency ranges from -675 KHz to +675 KHz with maximum target radial velocity of 10 Mach (3375 m/s). To obtain the symmetry of the filter response on the ambiguity diagram, the zero Doppler frequency and the zero time lag are shifted to the center of the plot on x-y plane. Figure 12 gives the ambiguity diagrams for poly-semantic sequences at different signal to noise ratios.



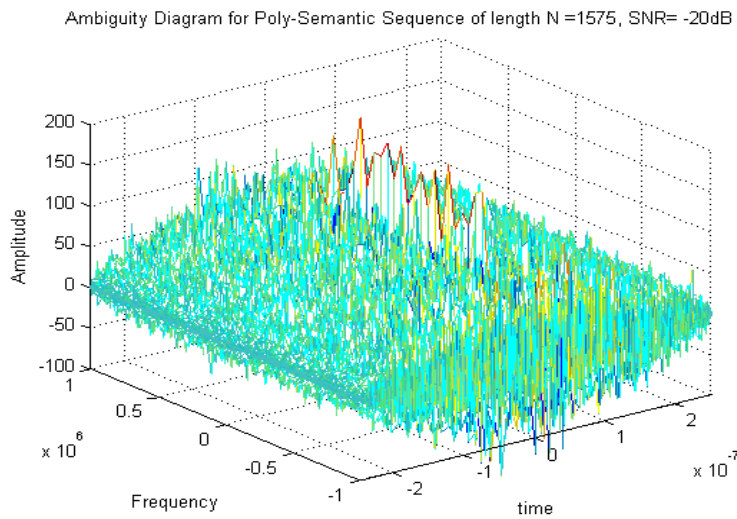
(a)



(b)



(c)



(d)

Figure 12. shows the ambiguity diagram for poly-semantic sequences of length 1575 (a) with no noise (b) with SNR of -10dB (c) with SNR of -15dB and (d) with SNR of -20dB.

6. Conclusions

In this paper poly-semantic sequences are analyzed for the detection of point target in high density additive noise and Doppler environment for the application of high resolution Doppler radar system. Table 1 shows that the PSS have higher figure of merit than any other poly- alphabetic sequence in noise free environments particularly at larger sequence lengths. These results provide the evidence that the PSS with larger pulse compression ratios can achieve the range side lobe level below 14.78 dB. This is significance improvement over conventional pulse compression sequences [13] and poly-phase alphabetic sequences [6] which provide side lobe level of 13.42 dB at length $N > 1638$ under noise free environment. This advantage arises because when the binary sequence is designed using 2nd order HBT

algorithm, it performs recursive search such that the multiple interpretations of PSS of larger length reinforce each other through matched filtering and coincidence detection. The PSS has significant advantage of noise interference and Doppler tolerance with η below 20 dB at length $N > 4000$. Another important advantage of PSS is that their detection ability is further improved in noise free or noisy environment through coincidence detection scheme. The poly-semantic sequences at higher lengths with coincidence detection has noise tolerance of $\eta = -15\text{dB}$. While compared with poly phase sequences, a poly-semantic sequence has achieved better noise rejection ability, higher range resolution and superior Doppler tolerance. These examining results lead PSS to be very suitable for the high resolution Doppler radar systems. However, these advantages will be achieved with an additional affordable signal processing at the receiver.

7. References

- [1] R. J. Keeler, C. A. Hwang, "Pulse compression for weather radar", in Proc. IEEE Int. Radar Conf., 1995, pp. 529-535.
- [2] F. B. Dah, C. F. Juang, and C. T. Lin, "A neural Fuzzy Network approach to Radar Pulse Compression", IEEE Trans. on geosciences and remote sensing letters., vol. 1, no. 1, 2004, pp. 15-20.
- [3] M. J. E. Golay, "The merit factor of long low autocorrelation binary sequences", IEEE Trans. Inf. Theory IT-28: 1982, 543-549.
- [4] P. Z. Peebles, J. R., "Radar Principles", John Wiley and Sons, Inc., 2004.
- [5] I. A. Pasha, N. Sudarshan Rao, and P. S. Moharir, "Poly-alphabetic Pulse Compression Radar Signal Design", Modeling, Measurement & Control, Journal of AMSE, vol. 74, no. 4, 2001, pp. 57-64.
- [6] Y. Mallikarjuna Reddy, I. A. Pasha, and S. Vasthsal, "Poly-alphabetic radar signal processor for efficient target detection", International radar Symposium I, Bangalore, 2007, pp. 30-34.
- [7] I. A. Pasha, P. S. Moharir, and N. Sudarshan Rao, "Bi-alphabetic pulse compression radar signal design", Sadhana-Proc. Engg. Sci. Ind. Acad. Sci., vol. 25, 2000, pp. 481-488.
- [8] K. Deerga Rao and G. Sridhar, "Improving performance in pulse radar detection in using neural networks", IEEE Trans. Aerosp, Electron Sys, vol. 30, 1995, pp. 1193-1198.
- [9] H. K. Kawn and C. K. Lee, "Pulse radar detection using a multilayer neural network", Proc. Internat. Joint Conf. on Neural Networks, vol. 2, 1989, pp. 75-80.
- [10] H. K. kawn and C. K. lee, "A neural network approach to pulse radar detection", IEEE Trans. Aerospace Electron. Sys, vol. 29, 1993, pp. 9-21.
- [11] I. A. Pasha, P. S. Moharir, and V. M. Pandharipande, "Poly-semantic binary pulse compression radar sequences", IEEE TENCON 2003, IEEE technical conference on convergent technologies for the Asia-Pacific, 2003.
- [12] P. S. Moharir, K. RajaRajeswari, and K. Venkata Rao, "New figures of merit for pulse compression sequences", Journal of IETE, vol. 38, no. 4, 1992, pp. 209-216.
- [13] K. RajaRajeswari. *et al*, "New figures of merit for range resolution radar using hamming and Euclidean distance concepts", Proceedings of the 7th WSEAS International Conference on Multimedia Systems & Signal Processing, Hangzhou, China, April 15-17, 2007, pp. 139-145.
- [14] M. I. Skolnik, "Introduction to Radar Systems", Third Edition, McGraw Hill Inc., 1999.
- [15] A. W. Rihaczek, "Radar waveform selection: A simple approach", IEEE Trans. Aerospace Electron. Sys., vol. 7, 1971, pp1078-1086.

Authors

Mohd. Moazzam Moinuddin was born on 21.03.1975 and obtained his B.E.(ECE) from Gulbarga university, India in 2000 and M.Tech.(Digital Systems & Computer Electronics) from JNTU, Anantapur, India in 2005. His current areas of research interest are radar engineering, wireless communication. Currently working as Professor and Head in the dept. of ECE. He has published five papers in international journals and five papers in international conferences. Currently pursuing Ph.D. in JNTU under the guidance of Dr. I.A.Pasha & Dr. K. Lal Kishore

Mallikarjuna Reddy, was born in Kadapa, A.P, India, in 1965. He obtained his B.E (ECE) from Osmania University, in 1987 and the M.Tech (Instrumentation & Control Systems) from JNTU, in 1990 and Ph.D (ECE) (Radar Signal Design and Processing) from Osmania University in 2009. He is a member of the IE(I) and ISTE, India. He has published ten papers in international journals and fifteen papers in international conferences.

A. Pasha was born on 06.08.1963 and obtained his B.E (ECE) from Andhra University, India in 1986 and M.Tech (Instrumentation & Control Systems) from JNTU, in 1988. Ph.D (ECE) (Radar Signal Design and Processing)by Osmania University in 2004. He has published 30 research papers in National, International peer reviewed journals and conferences. He is the member of IEEE and also acted as branch Counselor, **IEEE** students branch.

Lal Kishore obtained his B.E.(ECE) from Osmania University, Hyderabad,India in1974 and M.Tech from I.I.Sc., Bangalore, India in 1976. He has been awarded with Ph.D.(ECE) from I.I.Sc., Bangalore,India in 1986.He has published 90 research papers in international and national journals and conferences and guiding number of research scholars for Ph.D. Presently working as Director in Research and Development at JNTU Hyderabad.

